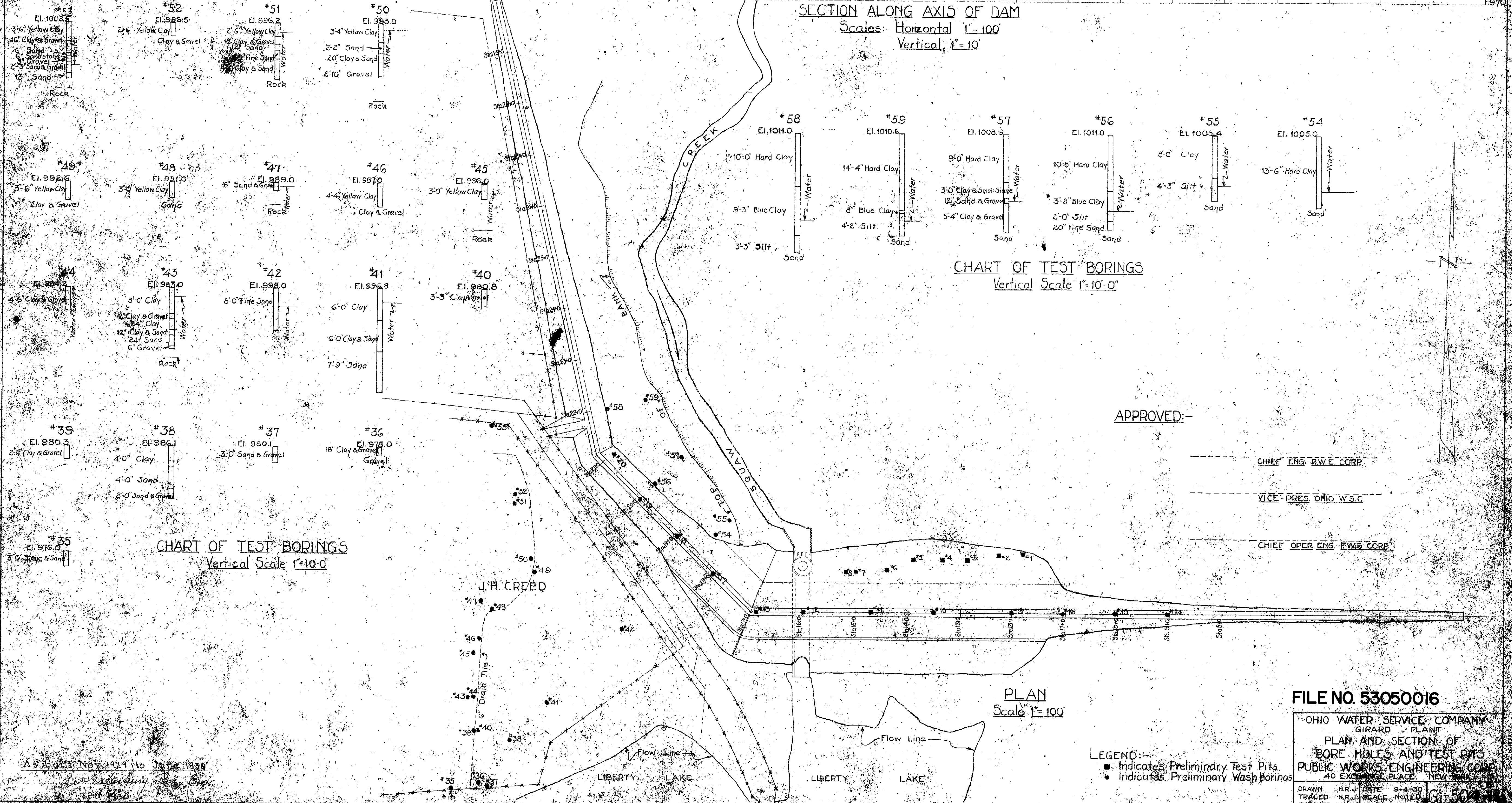


SECTION ALONG AXIS OF DAM
 Scales: Horizontal 1"=100'
 Vertical 1"=10'



PLAN
 Scale 1"=100'




CHART OF TEST BORINGS
 Vertical Scale 1"=10'-0"

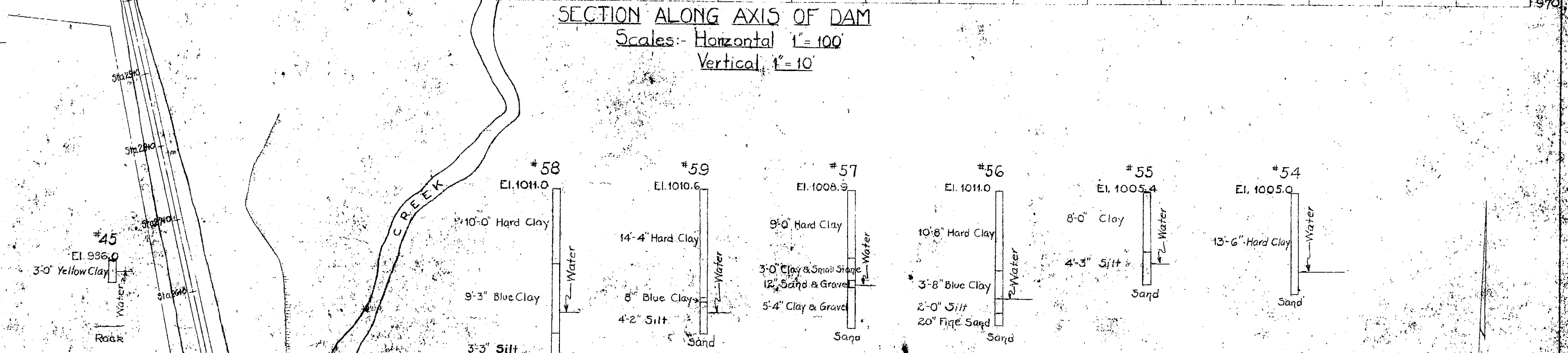


CHART OF TEST BORINGS
 Vertical Scale 1"=10'-0"

APPROVED:-

 CHIEF ENG. R.W.E. CORP.

 VICE PRES. OHIO W.S.C.

 CHIEF OPER. ENG. F.W.S. CORP.

LEGEND:-
 ■ Indicates Preliminary Test Pits.
 ● Indicates Preliminary Wash Borings

FILE NO. 53050016

OHIO WATER SERVICE COMPANY
 GIRARD PLANT
 PLAN AND SECTION OF
 BORE HOLES AND TEST PITS
 PUBLIC WORKS ENGINEERING CORP.
 40 EXCHANGE PLACE, NEW YORK

DRAWN: H.R.J. DATE: 9-4-30
 TRACED: H.R.J. SCALE: NOTED
 CHECKED: J.W.S. APPROVED BY: G. 50

Nov. 1919 to June 1930
 J.H. Creed